

POINTS OF INTEREST

- ✓ Photo memory
- ✓ Sci-fest
- ✓ Netherhall School Visit
- ✓ Hospice Day
- ✓ Rhino Anti-Poaching
- ✓ SANDF Program
- ✓ Debate Team
- ✓ Entrepreneur's Day
- ✓ Heritage Celebration
- ✓ ICT & Lavatory Handover
- ✓ Sports
- ✓ ICT Grand Opening
- ✓ Message from the facilitator
- ✓ Holiday Special

By: Hendrik Kanise
Newsletter Club

Editor: Yonela Swayi



<http://facebook.com/HendrikKaniseCombinedSchool>

<http://Facebook.com/makana10>



<http://facebook.com/sifundakunye>



HENDRIK KANISE COMBINED SCHOOL

Issue 3, 2016

VISION

We aim at the promotion of a culture of affecting teaching and lifelong learning through the maintenance of the following structures:

- A professional team of educators.
- A dedicated family of learners.
- A supportive community of parents and friends of the school.

MISSION

A vision of the school will be accompanied by:

- The professional staff and the department of education, through dedicated service and research.
- The learners, through committed participation in activities which develop their intellectual capacities, physical abilities and spiritual value system.
 - Providing a social environment in which all the stakeholders will grow together to make a meaningful contribution to the society.




The School will close on 07 December 2016

And open on 17 January 2017



2016 PHOTO MEMORY



Like us on
facebook



ECO – SCHOOL



Creating an eco-school is about caring for the environment in which learners study in and the impact it has in terms of carbon emission. As an eco-school, making sure that we care for our environment and making sure that we are saving water has become part of our daily routine. This year the school partnered with Amakhala Nature Conservers to coach our Grade 5 learners in a *Coaching for Conversation* program. The learners did not only learn about caring for their surrounding environment, they also learnt about rhino poaching.

Water is life, make sure you don't waste it.

SCI – FEST



The school has created some kind of a tradition where every year learners from grade 7 would visit the annual Science Festival held in Grahamstown. The learners also to part in this year's sci-fest and participated in the numerous activities that they create for the learners. It's a

great experience for our young future scientists and they even had a chance to learn about the various plants (Shown in the picture) that they have never seen.

THE NETHERHALL SCHOOL VISIT



A great relationship is mutually beneficial. In business terms that means connecting with people who can be mentors. It doesn't matter who it is with as long the bond is strong, like the relationship the school has formed with Netherhall School from

England. The learners from Netherhall visits our learners every year and if that isn't the example of a strong relationship, then what is?



HOSPICE DAY



The school has found a way to give back to the community by forming a bond with the Hospice Group to take part in their annual Hospice day known as Yellow Day by the learners. The hospice sisters also had a chance to address the learners in various health issues. The school fully supports this event.

RHINO ANTI-POACHING



The school was once again graced by the presence of the famous environmentalist Kingsley Holgate as part of on schools commitment to the anti-poaching Rhino campaign. There was entertainment and Kingsley Holgate together with the Amakhala


Game Reserve and Born Free members adjudicated a completion that was won by a Grade 9 learner Asemahle Dyantyi.

THE LIBRARY



Our school has a functioning library all thanks to the appointed Librarian Luyanda Mboyi who is making sure that the learners visit is enjoyable and one they don't want to miss every day. A wise man once said "*Reading can seriously damage your ignorance*".

SANDEF YOUNG FUTURE PILOTS PROGRAMME



Sinesipho feni is past the South African National Defence Force program that mentors learners who wish to pursue their careers of being pilots in future. She was chosen because she did very well in maths and she has defended her spot in the group, proudly representing her school. Hoping the future will bring all the happiness in her life and in her career in the future.



THE DEBATE TEAM

Our lovely Mrs Stamper along with her son has helped mentor our learners in the newly formed debate team. Everyone is excited about the Group!

ENTREPRENEURS DAY



The learners in their stations.



Grade 5 station.

The school held an entrepreneurs day on the 11th of August and the children had stations where they sold their different goodies to the other learners. It was a success because each station made profit. The purpose of the day was to create awareness for entrepreneurship, innovation and leadership throughout the learners.

HERITAGE CELEBRATION




our lovely teachers and the police officer Mrs Mtshali.



Traditional marriage

Because heritage day is normally on the 24 of August of every year, the school held theirs on day before. The day was spent well and the learners came together to create and stage traditional events to celebrate the day. Learners enjoyed the day and traditional food was prepared to top things off, we had visitors from local organisations and the parents also attended

this fun day.



AMAXHOSA TRADITIONAL FOOD

COMPUTER LAB AND LAVATORY HANDOVER.



Ribbon about to be cut off.



The



The parents



The learners amazed by the transformation

On the 22nd of November the school held an official foundation phase Lavatory event, where Laphumikhwezi together with Transnet members have attended the event. The task was made possible by the Laphumikhwezi member who helped the school renovate the foundation phase privies and the project was a success. It did not only excite the children but it was a big step because the learners will now visit a healthy and clean privies.

SPORTS



The school is known for its extra-curricular activities, Sports and music are number one. We all have to know that in order for us to succeed we have to master the basic instruction of sport. If you are doing it to win, you are definitely playing sport for all the wrong reasons. When you are playing sport you should know that you are never really playing an opponent. You are playing yourself, your own highest standards, and when you reach your limits, that is real joy. The school has Rugby, Soccer and Netball teams

and they all had productive matches that taught them something in the process of maybe winning and or losing.

I hear and I forget. I see and I remember. I do and I understand."
- Confucius

Like us on
facebook



ICT LAB GRAND OPENING



before the lab



Teachers in the lab



Opening Visitors



finished product

The Sifunda Kunye is a non-profit Public Benefit Organization founded in 2008 to combat many of the challenges faced by South African children. The organization has partnered with the school and donated 50 laptops and also built an amazing lab to match the laptops. The school then held a grand opening event and the event was very successful. The event was graced by visitors from The Department of Education, St' Andrews College in Grahamstown, a Grocott's newspaper editor, parents and US Executive Director Alexandria Pauluhn together with the Sifunda Kunye Project Manager Zander Hampson. The event was entertained by the School choir and the school cultural dance group to keep the visitors delighted.

MESSAGE FROM THE FACILITATOR



Holiday safety is an issue that burns brightest from late November to mid-January, the time when families gather, parties are scheduled and travel spikes. By taking some basic precautions, you can ensure your whole family remains safe and injury-free throughout the holiday season. You've been very dedicated to your studies throughout the year and have also achieved the best results, so these vacations are more than deserved for you. Enjoy them very much because you've earned them with your effort and dedication. Good luck to the Grade 12's that will be going to varsity next year and I hope the year has not only challenged you but made you all stronger. To the rest of the learners, learn from your mistakes, make sure all this year's wrong will be fixed next year. Not by your teachers, not by your friends but YOU. Set goals that will be achieved in the end, do not set goals and forget about them. Once again, this was a wonderful year and hopefully we will work together next year in making sure the school environment is still the most enjoyable one. Thank you to the Principal for being the best mentor and I have learned a lot from you. ENJOY!!!

Happy Holidays

MERRY CHRISTMAS

Christmas is a magical time. It tends to bring back happy memories of **family gatherings** and charming traditions that have been passed down through the generations. Christmas carols, gift exchanges and **family feasts** are just some of the enduring traditions that make the season one of the world's favorite holidays. Christmas means something different to every person and family, but everyone appreciates a simple **card** or a **message**. Learn how to create a beautiful card by carving, painting and stamping with potatoes! You can reuse your potato stamps to create the same card multiple times while maintaining that hand make personal touch.



To make your Snowman Card you will need. 1 Potato (Cut into half), White, Black, Orange, Purple and Blue acrylic paint a brush and paper. Choose a thick, stiff paper that won't warp when you paint it. You can use blank cards or buy large sheets of paper and cut them to size.



shape of a snowman's body and background shape. The background doesn't need much carving just make the edges irregular.

Cut a clean potato in half. Draw out the shape that you want to stamp using a soft pencil or pastel. Then cut away the areas you do not want to paint. Draw and then cut the



Paint the background stamp purple with acrylic paint. Try mixing in some red and blue, but don't mix your colors completely. Let some areas be more red and some areas be more blue. Stamp the purple twice to create an oval shape in the background. Then paint your background shape very light blue and stamp it across the bottom to create snow.



Once your background layers are dry, add your snowman stamp. Paint the white on nice and thick to cover the darker background colors. When your snowman is dry use a small, pointy brush to add an orange nose, black eyes and buttons. You now have a beautiful, handmade Christmas Card. Your potato stamps will only last about a day, so make some more cars while your stamps are fresh.

Once your background layers are dry, add your snowman stamp. Paint the white on nice and thick to cover the darker background colors. When your snowman is dry use a small, pointy brush to

